

# CORECOMBI 102E

Electric 10-Level Full Size Steam Generator Combi



**Core-102E**  
shown on optional stand



## SPECIFIER STATEMENT

CoreCombi model 102E features 10" touchscreen, Multi-function modes Convection, Steam, and Combi with predictive humidity control, steam generator for quality steam, programmable recipes, multi-shelf timers, automatic cleaning with water recirculation, auto descale, non-proprietary liquid chemicals, auto-reversing fan, LED lights, triple pane glass door, USB port, multi-point food probe, 3 grab-and-go wire racks. One-year limited parts and labor warranty.

### Exterior Dimensions:

Combi: 42.8" H x 44.5" W x 41.3" D  
Combi on stand: 69" H x 44.5" W x 41.3" D  
Stacked (61E / 102E): 78" H x 44.5" W x 47.4" D

### Capacity:

(20) 12" x 20" hotel pans or  
(10) 18" x 26" full sheet pans

## MODEL

- CORE-102E-208** 10-Level full size , 208v
- CORE-102E-240** 10-Level full size , 240v
- CORE-102E-480** 10-Level full size , 480v

## STANDARD FEATURES

- Multiple cooking capabilities include: bake, steam, roast, grill, air-fry, rethermalization, proof, finish, poach, stew, low temp, defrost, cook & hold and more.
- 10" touch screen.
- Multi-point food probe.
- Multi-function cooking and cleaning modes.
- Programmable recipes, Multi-Level Shelf Timers, and Multi-Product functions.
- Patented automatic humidity control based on temperature. Humidity range: low, medium & high.
- Auto cleaning wash system with water recirculation using non-proprietary liquid detergent.
- Patent-pending cavity delimiting process, in conjunction with the steam generator delimiting, provides an effective method for preventative maintenance.
- Exclusive grab-and-go racks with cutout design.
- Custom settings allow for user personalization, interactive service diagnostics, data collection and operator instructional help screens.
- Temperature: 80-575°F with visual display of set and actual temperature.
- Continuous timer: tracks up to 99:59:59 hours, minutes, and seconds. Set, remaining or count time displayed.
- Auto-reversing fan with 3 adjustable speeds.
- Flashing LED lights & audible alarm system alert user when cooking cycle ends.
- USB port to upload or download information.
- Universal spray hose kit.
- One-year limited parts and labor warranty.

## ACCESSORIES - see last page

**CORECOMBI 102E – Electric 10-Level Full Size Steam Generator Combi Oven**

## WATER QUALITY STATEMENT

The fact that a water supply is potable is no guarantee that it is suitable for steam generation. All steam equipment is subject to contamination and failure due to chemical and mineral content found in water. A suitable Water Treatment System and regular filter replacements coupled with routine deliming is the recommended minimum. Damage as a result of poor water quality or lack of required owner/operator maintenance is the responsibility of the owner/operator.

Your water supply must be within these general guidelines:

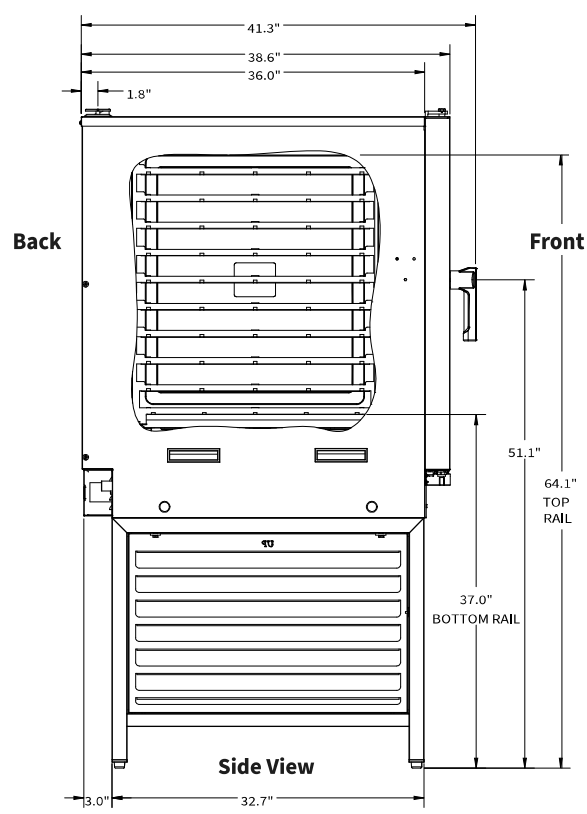
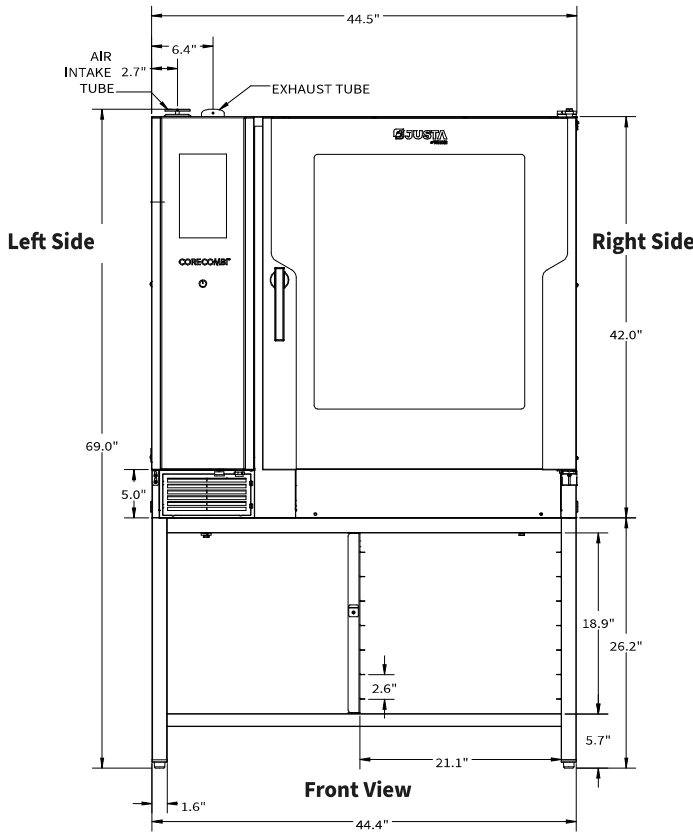
<b>DYNAMIC WATER PRESSURE</b>	15-87 psi (30-60 recommended)
<b>HARDNESS*</b>	1 - 3 grains
<b>SILICA</b>	less than 13 ppm
<b>TOTAL CHLORIDE</b>	less than 30 ppm
<b>pH RANGE</b>	7-8
<b>CHLORINE &amp; CHLORAMINE</b>	0 ppm
<b>ALKALINITY</b>	less than 20 ppm
<b>TDS</b>	less than 60 ppm
<b>UN-DISSOLVED SOLIDS</b>	less than 5 microns

\* 17.1 ppm = 1 grain of hardness

Other factors affecting steam generation are iron content, amount of chlorination and dissolved gases. Water supplies vary from state to state and from locations within a state. Therefore it is necessary that the local water treatment specialist be consulted before the installation of any steam generating equipment.

## USER RESPONSIBILITY

The product must be installed, cleaned and maintained as described in the Manual furnished with the product. It is the responsibility of the owner and installer to comply with local codes.



External Dimensions	Height	Width	Depth
CORE-102E	42.8"	44.5"	41.3" (w/handle)
CORE-102E on stand	69"	44.5"	41.3" (w/handle)
Packaged CORE-102E	49.8"	48.8"	45.9"

Weight	Machine	Shipping
CORE-102E	567 Lbs.	655 Lbs.

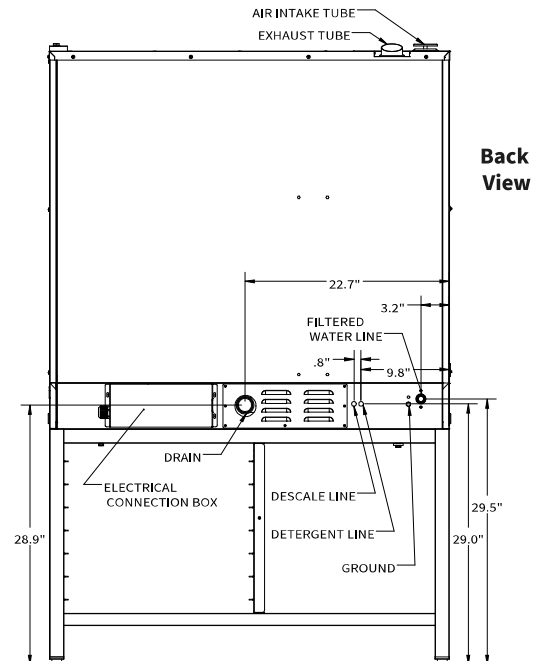
Clearance	Left	Back	Right
CORE-102E	2**	2.5"	2"

\*External heat sources may require space or 3" optional heat shield.

Models	Volt	PH	kW	Amp
CORE-102E-208	208V	3	36kW	102A
CORE-102E-240	240V	3	36kW	88A
CORE-102E-480	480V	3	36kW	44A

Amperage values in the table are nominal. Tolerance is +/-10%. Always refer to the NEC, state and local codes.

Service Connections
<b>Electrical</b> Field wire electrical connection. Ships as 208, 240, and 480V.
<b>Water</b> 3/4" GHT-M (male garden hose) connection on the machine. <i>Note: water is a customer supplied utility that must meet the water specs of the machine.</i>
<b>Drain</b> 2" diameter



As continued product improvement is a policy of Justa by Vulcan, specifications are subject to change without notice.

## ACCESSORIES

### COOKING

- |   |   |  |                                     |
|---|---|--|-------------------------------------|
| <input type="checkbox"/> <b>VRACK-102</b>       | Stainless steel grab-and-go racks (5)           | <input type="checkbox"/> <b>DIAMONDGRILL</b>   | Baking and grill tray diamond shape |
| <input type="checkbox"/> <b>PERFTRAY1.1</b>     | Perforated baking tray 12"x20"                  | <input type="checkbox"/> <b>ROAST-BAKETRAY</b> | Roasting and baking tray            |
| <input type="checkbox"/> <b>PERFTRAY2.1</b>     | Perforated baking tray 12"x20"                  | <input type="checkbox"/> <b>CHICKRACK6</b>     | Stainless steel chicken rack - 6    |
| <input type="checkbox"/> <b>EGGTRAY</b>         | Eggs tray 8 holes                               | <input type="checkbox"/> <b>CHICKRACK8</b>     | Stainless steel chicken rack - 8    |
| <input type="checkbox"/> <b>ENAMEL40</b>        | Tray granite enameled depth 40mm                | <input type="checkbox"/> <b>RIBRACK</b>        | Ribs rack                           |
| <input type="checkbox"/> <b>ENAMEL60</b>        | Tray granite enameled depth 60mm                | <input type="checkbox"/> <b>1220-GRILLOP</b>   | Grilling grid (open type)           |
| <input type="checkbox"/> <b>PIZZATRAY</b>       | Pizza and baking tray                           | <input type="checkbox"/> <b>1220-BASKET</b>    | Stainless steel fry basket 12"x20"  |
| <input type="checkbox"/> <b>GRILL-PIZZATRAY</b> | Cross grill & pizza DURAGUARZ coated reversible | <input type="checkbox"/> <b>FRYBASKET</b>      | Frying baskets coated with DURAPEK  |

### STANDS, STACKING KITS, CASTERS AND FEET

- |  |                                     |
|--|-------------------------------------|
| <input type="checkbox"/> <b>CORE-STAND2</b>  | Stainless steel stand with shelving |
| <input type="checkbox"/> <b>CORE-CAST</b>    | Stand caster kit                    |
| <input type="checkbox"/> <b>CORE-DCSTACK</b> | Drain connection kit stacking       |
| <input type="checkbox"/> <b>CORE-DCSTAND</b> | Drain connection kit stand          |
| <input type="checkbox"/> <b>CORE-FEET</b>    | Adjustable feet kit                 |

### WATER FILTRATION

- |  |   |
|--|---|
| <input type="checkbox"/> <b>CB15K-SYSTEM</b>   | Hollow Carbon Filter System 15,000 gal. (carbon only treatment)                         |
| <input type="checkbox"/> <b>CB30K-SYSTEM</b>   | Hollow Carbon Filter System 30,000 gal. (carbon only treatment)                         |
| <input type="checkbox"/> <b>SMF600-SYSTEM</b>  | ScaleBlocker® (carbon with scale inhibitor) water filtration system                     |
| <input type="checkbox"/> <b>SMF620-SYSTEM</b>  | ScaleBlocker® (carbon with scale inhibitor) water filtration system                     |
| <input type="checkbox"/> <b>WS40-NOINSTALL</b> | Water Softening (Carbon CBK System required) 40-lb capacity (hard water treatment)      |
| <input type="checkbox"/> <b>WS80-NOINSTALL</b> | Water Softening (Carbon CBK System required) 80-lb capacity (hard water treatment)      |
| <input type="checkbox"/> <b>HOSEWTR3/4BBV</b>  | Flex stainless steel water connection 72", 3/4" GHT-F (female garden hose) on both ends |

### CLEANER

- |                                       |   |
|---------------------------------------|---|
| <input type="checkbox"/> <b>VDL-1</b> | Vulcan detergent liquid, 2 per package, 2.5 gal each, sold per case       |
| <input type="checkbox"/> <b>VRL-1</b> | Vulcan rinse (descale) liquid, 2 per package, 2.5 gal each, sold per case |

### MISC

- |  |  |
|--|--|
| <input type="checkbox"/> <b>CORE-HEAT102</b> | Heat shield (for single or stacked machines) |
|--|--|