

Heated Display Cabinet | DCH



SHOWCASE YOUR FRESH-BAKED MUFFINS AND PASTRIES

The Heated Display Cabinet from Antunes showcases products in the best possible light while keeping them hot, fresh, and ready to serve to customers. Each of the Heated Display Cabinets features a modern look with a front panel made of curved, tempered glass. Glass side panels provide customers with full visibility to the products inside, while two sliding rear doors allow operators to easily add and remove products.



Increase Sales

Boost point of purchase sales at the front counter with your baked goods on display

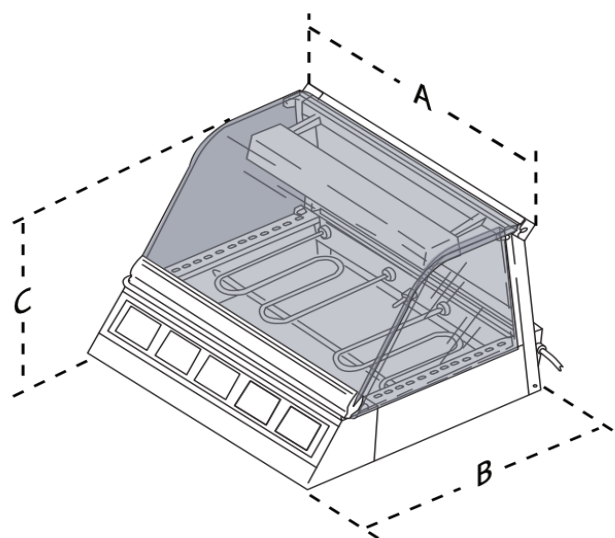


Sealed Solution

Access fresh pastries sealed by an acrylic door that allows operators to quickly remove and load product

Heated Display Cabinet DCH-200

















Heated Display Cabinet | DCH



Features:

- Bright, full-length lighting illuminates your baked goods
- Digital display thermostat and electronic controls
- European design with curved, tempered glass
- Glass side panels for full visibility
- Sliding rear panels for easy access to add and remove products
- Easy-to-change menu board
- Stainless steel construction for long life

Note: All accessories are sold separately.

Model & Mfg. No.	Capacity	Water Tray	Approvals	Plug	Volts	Watts	Amps	Hz.	Width (A)	Depth (B)	Height (C)	Shipping Weight
DCH-200 9500520	Two full-size 2 1/2" (64 mm) pans	Two 4 qt. trays	 	NEMA 5-20P	120	1760	14.7	50/60	30 1/4" (768 mm)	31 1/4" (794 mm)	22" (559 mm)	200 lbs. (90.7 kg)
DCH-220 9500530	Two full-size 2 1/2" (64 mm) pans	Two 4 qt. trays	 	NEMA 5-20P	120	1760	14.7	50/60	30 1/4" (768 mm)	31 1/4" (794 mm)	22" (559 mm)	200 lbs. (90.7 kg)
DCH-220 9500533	Two full-size 2 1/2" (64 mm) pans	Two 4 qt. trays	 	CEE 7/7	200- 240	2050	9.3- 8.5	50/60	30 1/4" (768 mm)	31 1/4" (794 mm)	22" (559 mm)	200 lbs. (90.7 kg)
DCH-300 9500540	Three full-size 2 1/2" (64 mm) pans	Two 5 qt. trays	 	NEMA 5-20P	120	1800	15	50/60	42 1/2" (1080 mm)	31 1/4" (794 mm)	22" (559 mm)	230 lbs. (104.3 kg)
DCH-320 9500550	Three full-size 2 1/2" (64 mm) pans	Two 5 qt. trays	 	NEMA 5-20P	120	1800	15	50/60	42 1/2" (1080 mm)	31 1/4" (794 mm)	22" (559 mm)	230 lbs. (104.3 kg)
DCH-320 9500553	Three full-size 2 1/2" (64 mm) pans	Two 5 qt. trays	 	CEE 7/7	200- 240	2050	9.3- 8.5	50/60	42 1/2" (1080 mm)	31 1/4" (794 mm)	22" (559 mm)	230 lbs. (104.3 kg)
DCH-320 9500559	Three full-size 2 1/2" (64 mm) pans	Two 5 qt. trays	 	BS- 1363	220- 240	2800	12.2	50/60	42 1/2" (1080 mm)	31 1/4" (794 mm)	22" (559 mm)	230 lbs. (104.3 kg)
DCH- 320SQ 9500558	Three full-size 2 1/2" (64 mm) pans	—	 	NEMA 5-20P	120	1800	15	50/60	42 1/16" (1068 mm)	27 1/2" (698 mm)	24 5/16" (618 mm)	230 lbs. (104.3 kg)

Display Cabinet Accessories

Mfg. No.	Description	For Use With	List Price
002K853	Stainless steel pan adapter to hold three full-size 4" (102 mm) pans	DCH-200 & DCH-220	\$312.00
002K897	Stainless steel pan adapter to hold three full-size 4" (102 mm) pans	DCH-300 & DCH-320	\$428.00
213K104	Two full-size 2 1/2" (64 mm) deep pans	DCH-200 & DCH-220	\$196.00
213K105	Three full-size 2 1/2" (64 mm) deep pans	DCH-300 & DCH-320	\$279.00
7002073	Wire rack for two levels of display	DCH-300 & DCH-320	\$316.00
9020459	Wire rack for two levels of display	DCH-200 & DCH-220	\$214.00