



Heated Base Glass Built-In Shelves

Models: HBGB-2418, -3018, -3618, -4818, -6018, -7218

Hatco Heated Base Glass Built-In Shelves have a heated ceramic glass top that creates uniform heat across the entire surface and are made of approved foodsafe material. Ideal for use on pass-through areas, buffet lines, and as hors d'oeuvre displays.

Standard features

- Made of approved foodsafe material allowing placement of food product directly on the glass surface
- Thermostatically-controlled ceramic glass surface heated base
- Lighted On/Off rocker switch
- All units are equipped with an attractive trim mounting ring available in stainless steel (standard) *Designer* Black or White
- Recommended for use in metallic counters – for other surfaces, verify that the material is suitable for temperatures up to 200°F (93°C)♦
- Units include control box with 3' (915 mm) conduit and 6' (1829 mm) cord and plug

♦ *Hatco is not responsible for counter damage caused by heat from the warmer*

Project _____
Item # _____
Quantity _____



HBGB-2418
with optional *Designer*
Black Trim Ring



HBGBH-3618
in optional white glass
and Standard Stainless Steel Trim
Ring, *Designer* Black frame (base)



Options (available at time of purchase only)

Ceramic Glass Color – Black Standard
☐ White

Designer Color for Flush Mount Control Bezel Box – Stainless Steel
Standard – Non-standard colors are non-returnable ♦
☐ *Designer* Black ☐ White

Control Boxes - with Lighted Power Rocker Switch, cord and plug
☐ Flush Mount ITC Control Box
☐ Flush Mount Thermostatic Control Box
☐ Small Flush Mount ITC Control Box
☐ Small Flush Mount Thermostatic Control Box

Conduit in lieu of standard 3' (914 mm) (Flush Mount ITC Control Box only)
☐ 6' (1829 mm) conduit ☐ 10' (3048 mm) conduit

☐ Built-In Heated Base Glass Shelf with a recessed top

Note for Heated Base Glass Shelves with overhead Strip Heaters: For any size HBGB, the next larger size GRA or GR2A Strip Heater will fit over the top. For example, a HBGB-3018 will require a GRA-36 or GR2A-36. The GRA will have a tight fit to the frame of the base. The GR2A will have approximately a 4" (102 mm) space.

♦ IFS anti-microbial coatings use naturally-occurring, environmentally sustainable, silver ions to help inhibit the growth of microbes on the powder coated surface. See www.hatcocorp.com/antimicrobial-paint for more information.

For operation, location and safety information, please refer to the Installation and Operating Manual.



HATCO CORPORATION | P.O. Box 340500 Milwaukee, WI 53234-0500 U.S.A. | (800) 558-0607 | (414) 671-6350



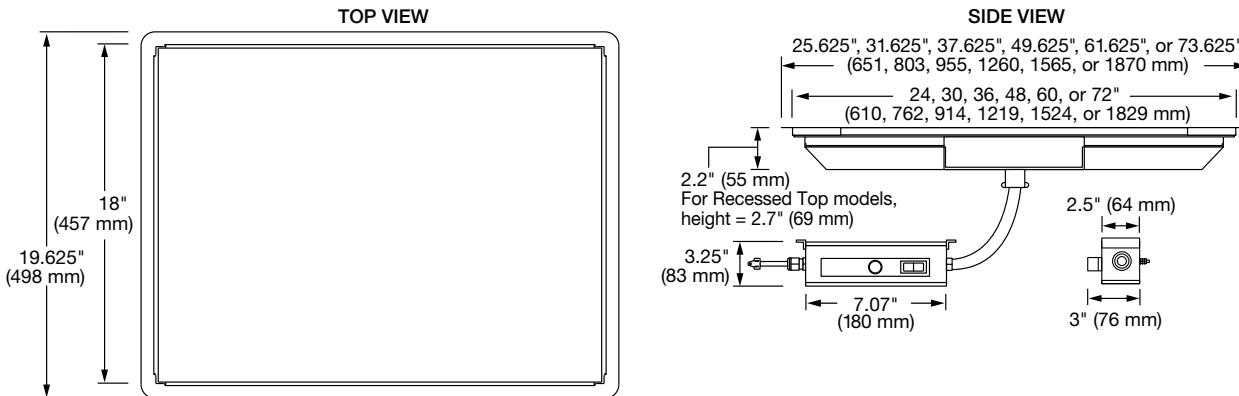
www.hatcocorp.com | support@hatcocorp.com | [Find a Hatco Rep](#) | [Image Library](#) | [Document Library](#) | [Chat](#)



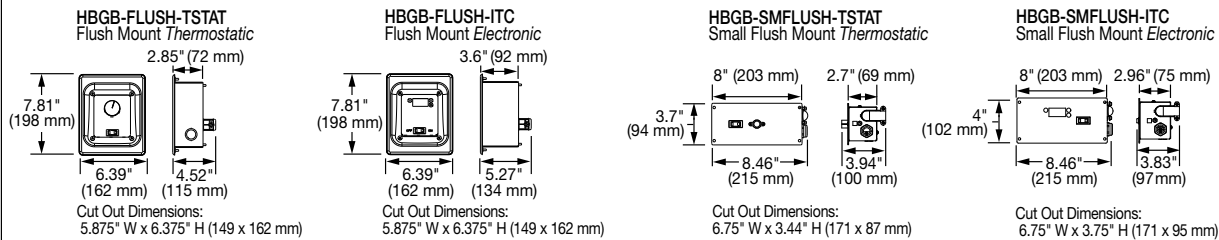
Heated Base Glass Built-In Shelves

Models: HBGB-2418, -3018, -3618, -4818, -6018, -7218

HBGB



OPTIONAL CONTROL BOXES



SPECIFICATIONS

Heated Base Glass Built-In Rectangular Shelves

The shaded areas contain electrical information for international models

| Model ^ | Dimensions (Width x Depth x Height) | Voltage | Watts | Amps | Plug | Ship Weight* |
|------------------------|--|------------------|-----------|---------|----------------------|--------------------|
| HBGB-2418 | 25.625" x 19.625" x 2.2" (651 x 498 x 55 mm) | 100 | 425 | 4.3 | NEMA 5-15P | 32 lbs. (15 kg) |
| | | 120 | 425 | 3.5 | NEMA 5-15P | |
| | | 220 ^z | 420 | 1.9 | BS-1363 | |
| | | 220-230 (CE) | 420-459 | 1.9-2.0 | CEE 7/7 Schuko, CCC | |
| | | 230-240 (CE) | 459-500 | 2.0-2.1 | BS-1363 or AS 3112 ■ | |
| HBGB-3018 | 31.625" x 19.625" x 2.2" (803 x 498 x 55 mm) | 100 | 525 | 5.3 | NEMA 5-15P | 37 lbs. (17 kg) |
| | | 120 | 525 | 4.4 | NEMA 5-15P | |
| | | 220 ^z | 525 | 2.4 | BS-1363 | |
| | | 220-230 (CE) | 525-574 | 2.4-2.5 | CEE 7/7 Schuko, CCC | |
| | | 230-240 (CE) | 574-625 | 2.5-2.6 | BS-1363 or AS 3112 ■ | |
| HBGB-3618 | 37.625" x 19.625" x 2.2" (955 x 498 x 55 mm) | 100 | 630 | 6.3 | NEMA 5-15P | 40 lbs. (19 kg) |
| | | 120 | 630 | 5.3 | NEMA 5-15P | |
| | | 220 ^z | 630 | 2.9 | BS-1363 | |
| | | 220-230 (CE) | 630-689 | 2.9-3.0 | CEE 7/7 Schuko, CCC | |
| | | 230-240 (CE) | 689-750 | 3.0-3.1 | BS-1363 or AS 3112 ■ | |
| HBGB-4818 [~] | 49.625" x 19.625" x 2.2" (1260 x 498 x 55 mm) | 100 | 850 | 8.5 | NEMA 5-15P | 50 lbs. (23 kg) |
| | | 120 | 850 | 7.1 | NEMA 5-15P | |
| | | 220 ^z | 840 | 3.8 | BS-1363 | |
| | | 220-230 (CE) | 840-918 | 3.8-4.0 | CEE 7/7 Schuko, CCC | |
| | | 230-240 (CE) | 918-1000 | 4.0-4.2 | BS-1363 or AS 3112 ■ | |
| HBGB-6018 [~] | 61.625" x 19.625" x 2.2" (1565 x 498 x 55 mm) | 100 | 1050 | 10.5 | NEMA 5-15P | 63 lbs. (29 kg) |
| | | 120 | 1050 | 8.8 | NEMA 5-15P | |
| | | 220 ^z | 1050 | 4.8 | BS-1363 | |
| | | 220-230 (CE) | 1050-1148 | 4.8-5.0 | CEE 7/7 Schuko, CCC | |
| | | 230-240 (CE) | 1148-1250 | 5.0-5.2 | BS-1363 or AS 3112 ■ | |
| HBGB-7218 [~] | 73.625" x 19.625" x 2.2" (1870 x 498 x 55 mm) | 100 | 1260 | 12.6 | NEMA 5-15P | 74 lbs. (34 kg) |
| | | 120 | 1260 | 10.5 | NEMA 5-15P | |
| | | 220 ^z | 1260 | 5.7 | BS-1363 | |
| | | 220-230 (CE) | 1260-1378 | 5.7-6.0 | CEE 7/7 Schuko, CCC | |
| | | 230-240 (CE) | 1378-1500 | 6.0-6.3 | BS-1363 or AS 3112 ■ | |

^ Recommended for use in a metallic countertop. For other surfaces, verify material is suitable for temperatures up to 200°F (93°C).

* Shipping weight includes packaging.

^z 60 Hz

■ AS3112 plug is for use in Australia only.

[~]Units 48" (1219 mm) and larger are constructed of two equal size pieces of glass which create a seam.

HATCO CORPORATION

P.O. Box 340500 Milwaukee, WI 53234-0500 U.S.A.

(800) 558-0607

(414) 671-6350



www.hatcocorp.com

support@hatcocorp.com

[Find a Hatco Rep](#)

[Image Library](#)

[Document Library](#)

[Chat](#)



Heated Base Glass Built-In Shelves

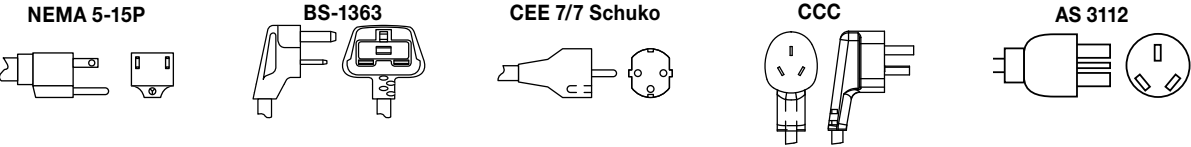
Models: HBGB-2418, -3018, -3618, -4818, -6018, -7218

CORD LOCATION

Cord is attached to Control Box

PLUG CONFIGURATIONS

Please refer to electrical specifications shown in charts



Countertop Cutout Dimensions

| Model | Min. Width | Max. Width | Min. Depth | Max. Depth |
|-----------|----------------------|----------------------|---------------------|---------------------|
| HBGB-2418 | 24.625" (625 mm) | 24.875" (632 mm) | 18.625" (473 mm) | 18.875" (480 mm) |
| HBGB-3018 | 30.625" (778 mm) | 30.875" (784 mm) | 18.625" (473 mm) | 18.875" (480 mm) |
| HBGB-3618 | 36.625" (930 mm) | 36.875" (937 mm) | 18.625" (473 mm) | 18.875" (480 mm) |
| HBGB-4818 | 48.625" (1235 mm) | 48.875" (1241 mm) | 18.625" (473 mm) | 18.875" (480 mm) |
| HBGB-6018 | 60.625" (1540 mm) | 60.875" (1546 mm) | 18.625" (473 mm) | 18.875" (480 mm) |
| HBGB-7218 | 72.625" (1845 mm) | 72.875" (1851 mm) | 18.625" (473 mm) | 18.875" (480 mm) |

PRODUCT SPECS

Heated Base Glass Built-In Shelves

The Heated Base Glass Built-In Shelf shall be a Hatco Model ... as manufactured by the Hatco Corporation, Milwaukee, WI 53234 U.S.A.

The Heated Base Glass Built-In Shelf shall be rated at ... watts, volts, and ... inches (millimeters) in overall width.

It shall consist of food-safe, Black Ceramic Glass material, thermostatically-controlled heated base and a remote box with 36" (914 mm) conduit, cord and plug.

Options shall include: White Ceramic Glass, Designer Color for Flush Mount Control Bezel (Stainless Steel standard), Flush Mount Thermostatic Control Box with Lighted Power Switch (Thermostatic or ITC), Small Flush Mount Control Box (Thermostatic or ITC), 72" (1829 mm) or 120" (3050 mm) conduit used with ITC Control Boxes only and optional recessed top. All Designer colors are anti-microbial.

Warranty consists of 24/7 parts and service assistance (U.S. and Canada only).

