



ELITE SERIES REFRIGERATION

SERVING THE FOOD INDUSTRY SINCE 1951

19 CU. FT. ONE-SWING DOOR REFRIGERATION

Model: G319 Item 41161

*One of the energy efficient coolers in its category.
Its innovative design and large capacity makes
this our most popular cooler*



KEY FEATURES

- Low Maintenance High Performance System**
 Ensures rapid and effective cabinet cool down and maintains consistent temperature range with minimum energy consumption
- Electronic Temperature Controller**
 Assures the optimal performance of the cooler, delivering product temperature ideal for consumption.
- High Efficiency Glass Door**
 Equipped with double panel glass and low-e film to reduce condensation. Door hinge is equipped with a self-closing system to ensure the door closes safely, and returns to original position, without any damages.
- LED Lighting System**
 Our LED system uses a fraction of the energy of regular fluorescent lights and requires no replacement for up seven years.
- CFC and HFC Free Cyclopentane Foam**
 Eco-friendly, recyclable and high efficiency cabinet insulation.
- Electronic Fan Motors**
 Enhances performance and efficiency. Uses only a fraction of the energy than industry standard shaded-pole motor requires. Longer lifespan fan motor.
- Low Maintenance Condenser**
 Imbera's finless condenser designed to minimize maintenance. Drastically reduces Total Cost of Ownership. Prevents dust that blocks air flow, to save energy and extend the life of the compressor.



Establishing a NEW STANDARD in the commercial refrigeration industry.



COMMERCIAL REFRIGERATOR
AND/OR FREEZER
9242



NSF/ANSI 7 COMMERCIAL REFRIGERATOR
AND/OR FREEZER
20YY



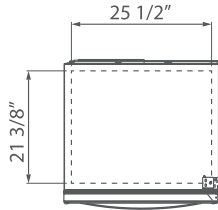
Authorized Dealer

ELITE SERIES REFRIGERATION

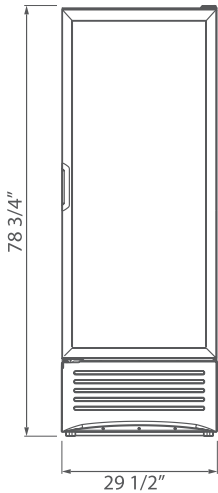
19 CU. FT. SWING DOOR REFRIGERATION



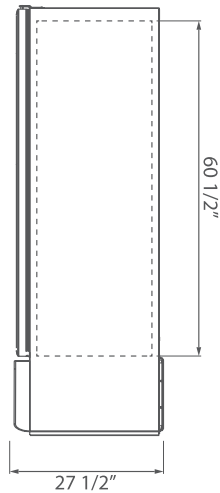
PRODUCT DIMENSION



TOP VIEW



FRONT VIEW




SIDE VIEW

TECHNICAL SPECIFICATIONS

ITEM NUMBER	41161
MODEL	G319
DESCRIPTION	19.2 cu.ft. One-Swing Door Refrigeration
VOLUME	19.2 ft ³ / 543.6 liters
DOORS	1
SHELVES	5
SHELF SIZE	24 3/4" x 19 5/8" / 630mm x 497mm
CAPACITY	20 oz. - Total: 240 Front: 8 Gravity feed: 240
	12 oz. - Total: 630 Gravity feed: 320
TEMPERATURE RANGE	0°C - 7°C / 32°F - 44.6°F
ENERGY CONSUMPTION	3.040 kWh/day*
ELECTRICAL	115 V / 60 Hz / 1 Ph
CORD LENGTH	118" / 3000 mm
HORSEPOWER	1/4 +
AMPS	5.2
WEIGHT	Gross: 223.8 lbs. / 101.5 kg. Crated: 257.1 lbs. / 116.6 kg.
INTERNAL DIMENSIONS (WDH)	25 1/2" x 21 3/8" x 60 1/2" / 649 x 542 x 1536mm
DIMENSIONS (WDH)	29 1/2" x 27 1/2" x 78 3/4" / 750 x 700 x 2000mm

* Energy consumption based on ANSI/ASHRAE Standard 72-2005.

OPTIONS




Gravity Kit



Sandwich Trays





Casters



Health Lock

5'9" / 1790mm



G319



COMMERCIAL REFRIGERATOR
AND/OR FREEZER
9242



NSF/ANSI 7 COMMERCIAL REFRIGERATOR
AND/OR FREEZER
20YY



NEMA
5 - 15
125 VAC / 15 AMP



LIMITED
WARRANTY

3 YEAR PARTS AND LABOR
5 YEARS PARTS ONLY ON COMPRESSOR

BMAD System (Low maintenance high performance). Dimensions rounded up to the nearest inch or millimeter. Specifications subject to change without notice.

OMCAN INC.

Telephone: 1-800-465-0234

Fax: (905) 607-0234

Email: sales@omcan.com

Website: www.omcan.com



Follow us to keep up to date with the latest news and offers



2015.E.O.E